



# **EVALUATION & PERSPECTIVES**

# D1 PROFESSIONAL FACILITATOR

At the beginning you thought about what your ideal professional facilitator might look like. What do you think now after having worked in the “kitchen of empowerment” for a while? What tools, raw materials and skills does a facilitator need?





## **D2**

# **DIFFERENT APPROACHES**



During the year you met different approaches to non-formal education and facilitating empowerment. Please collect them here:



## **MOST PROMISING CONCEPTS**



## **TO BE CRITICALLY DISCUSSED**



## **D3**

# **PLAN-PROCESS EVALUATION**

Training over several days, and smaller sections of it, consists of three parts: planning, implementation and evaluation. Please activate your experience: Which aspects of each of the three parts do you need to pay attention to? What did you successfully implement and what is still a development goal for you?

## **PLANNING**

## **PROCESS**


## **EVALUATION**

# **D4 PERSPECTIVES**


## **FUTURE AS A FACILITATOR**



## **OFFERINGS & COOPERATION**



## **SELF-LEARNING**



# D5

## WHAT I WANT TO CHANGE

Every behavior has positive and negative aspects. If you change yourself, you must be aware that you may change things that you did not want to change too. Therefore, we encourage you to analyze dialectically your qualities and your development. With the help of this tool you may receive more realistic development goals.

### 1. THE EXTERNAL PERSPECTIVE

Often other people expect something – Do this, don't do this. Describe the expected development from their perspective:

### 2. YOUR DEVELOPMENT GOAL

Describe, what *you* want to achieve:

### 3. POSITIVE ASPECTS IN YOUR CURRENT BEHAVIOR

What would you *risk losing* by developing?

### 4. LIMITATIONS

Therefore, what are the *limits* for change?

## **D6**





# **EVALUATION TALK WITH THE LEARNING SUPERVISOR**

These questions may help you prepare for the evaluation talk with the learning supervisor.

## **THE YEAR**



--	--

# TAKING STOCK







## **COLLABORATION**



## **THE FUTURE**



## **MY CONCLUSION OF THE LEARNING YEAR IS....**

